

2010 Halloween Music

Ghostbusters 2
Ghosts and Goblins (Frere Jacques) 3
It's Halloween (That's Amoré)..... 4
The Monster Mash..... 6

Wayne Richmond
85 Allambie Road
Allambie Heights 2100

(02) 9939 8802
(0400) 803 804
wayne@humph.org
looselywoven.org



Ghostbusters

Ray Parker Junior

A

A Sax. 
B Sax. 
Bass 

B

6 **Bb** Ab Eb Bb Ab Eb Bb Ab Eb Bb Ab Eb

A Sax. 
B Sax. 
Bass 

C


10 **Bb** Ab Eb Bb Ab Eb

A Sax. 
B Sax. 
Bass 

12 **Bb** Ab Eb Bb Ab Eb

A Sax. 
B Sax. 
Bass 


14 **Bb** Ab Eb Bb Ab Bb


A Sax. 
B Sax. 
Bass 


Ghosts & Goblins

(To the tune of 'Frere Jacques')


♩=120 F C7 F F C7 F F C7 F F C7 F


Fl. 
Ghosts & gob-lins, ghosts & gob-lins, witch-es too, witch-es too,


Cl. 
*

Hp. 

5 F C7 F F C7 F F C7 F F C7 F

Fl. 
All out trick-or-treat-ing, all out trick-or-treat-ing, Can't scare you! Can't scare you!

Cl. 

Hp. 
*

OVERTURE VERSION (No intro):

1. Clarinet starts bar 3, harp starts bar 5
2. Tutti

Intro: (last two bars - no clarinet)

1. Clarinet starts bar 3, harp starts bar 5
2. Tutti

It's Halloween!

(To the tune of 'That's Amoré' by Harry Warren)

♩=150

Fl. F7 Bb When the

B. Cl.

7 Bb Bb/D F7/C B°7 Cm7

moon hits your eye like a big a-piz-za pie, I like howl' - ing.

Fl. 3

B. Cl.

14 F7 Bb

I get hun-gry for snacks & get hair on my back and I start how-ling.

Fl.

B. Cl.

22 Bb/D Db°7 F7/C B°7 F7/C

Let's all howl,"Ar- ra,ar-ra, ow!Ar-ra,ar-ra, ow!"Be cause it's Hal - lo - wee' een.

Fl.

B. Cl.

30 F7

Let's all how, "Ar - ra, ar - ra, ow, Ar - ra, ar - ra, ow!" Be - cause

Fl.

B. Cl.

34 1. Bb (Hal - lo - wee' - een.)

it's Hal - lo - wee' - een. When the

Fl.

B. Cl.

39 2. a tempo Bb Ebm6/Bb Bb

it's Hal - low - wee' - een.

Fl.

B. Cl.

OVERTURE VERSION:
 Intro (Wayne only)
 Once through (Sam playing singing part) to 2nd time bar.

The Monster Mash

Bobby Pickett & Lenny Capizzi

A

Vln. 1
A Sax.
B Sax.

Musical notation for the first section (A). It consists of three staves: Violin 1, Alto Saxophone, and Baritone Saxophone. The key signature is one flat (Bb) and the time signature is 4/4. The Violin 1 part starts with a whole note chord, followed by a half note, and ends with a quarter note. The saxophone parts play a rhythmic eighth-note pattern throughout the section.

Verse

5 F Dm

T.
H.
A Sax.
B Sax.

Wah - oo Wah - oo Wah, wah

Musical notation for the Verse section. It features four staves: Tenor, Horn, Alto Saxophone, and Baritone Saxophone. The Tenor part has lyrics: "Wah - oo Wah - oo Wah, wah". The Horn part plays a sustained chord. The saxophone parts play a rhythmic eighth-note pattern. Chords F and Dm are indicated above the Tenor staff.

10 Gm⁷ C⁷

T.
H.
A Sax.
B Sax.

oo Wah - oo!

Musical notation for the second part of the Verse section. It features four staves: Tenor, Horn, Alto Saxophone, and Baritone Saxophone. The Tenor part has lyrics: "oo Wah - oo!". The Horn part plays a sustained chord. The saxophone parts play a rhythmic eighth-note pattern. Chords Gm⁷ and C⁷ are indicated above the Tenor staff.

Chorus

14 F Dm Gm⁷ C⁷

T.
H.
A Sax.
B Sax.

She did the mash, the mons-ter mash, she did themash, We did themash!

Musical notation for the Chorus section. It features four staves: Tenor, Horn, Alto Saxophone, and Baritone Saxophone. The Tenor part has lyrics: "She did the mash, the mons-ter mash, she did themash, We did themash!". The Horn part plays a sustained chord. The saxophone parts play a rhythmic eighth-note pattern. Chords F, Dm, Gm⁷, and C⁷ are indicated above the Tenor staff.

Bridge (After Chorus 2)

23 Bb C Bb C7 [Back to Verse 3]

T. Wah - oo _____ An-na shoop Wah - oo _____ An-na shoop Wah - oo _____ An-na shoop Wah - oo!

H.

A Sax.

B Sax.

Coda

32 F Dm Gm7 C7

T. Wah - oo, _____ Mons-ter Mash, Wah - oo, _____ Mons-ter Mash, Wah - oo, _____ Mons-ter Mash, Wah - oo, _____ Mons-ter Mash, Wah

H.

A Sax.

B Sax.

41 F Dm Gm7 C7 [Shout!]

T. oo, _____ Mons-ter Mash, Wah - oo, _____ Mons-ter Mash, Wah - oo, _____ Mons-ter Mash, Wah - oo, _____ Mons-ter Mash!

H.

A Sax.

B Sax.

OVERTURE VERSION:
 2 bars drums
 Verse 1 (Sam playing tune)
 Chorus
 Last line of Coda --> "Monster Mash" (F chord)

PLAYOFF/SMALL OVERTURE VERSION:
 Coda with "Monster Mash" (F chord) ending

Intro
 2 bars drums
 Verse 1 (no 'Wah-oos') --> Chorus 1
 Verse 2 (with 'Wah-oos') --> Chorus 2
 Bridge
 Verse 3 --> Chorus 3
 Coda